



## KLCC Property Holdings Berhad FACT SHEET

The Financial Year Ending 31 March 2008  
In Review



---

FY2007/08 In Review:

# **KLCCP's Financial Results**



# Overview of FY2007/08 Results of KLCCP

	GROUP (RM millions)		
	2008	2007	
Revenue	843	781	8%
Operating Profit	626	558	12%
Profit Before Taxation	904	2,093	57%
Profit After Taxation	713	1,654	57%
Total Assets	9,979	9,498	5%
Total Liabilities	3,158	3,247	3%
Total Equity	6,821	6,251	9%

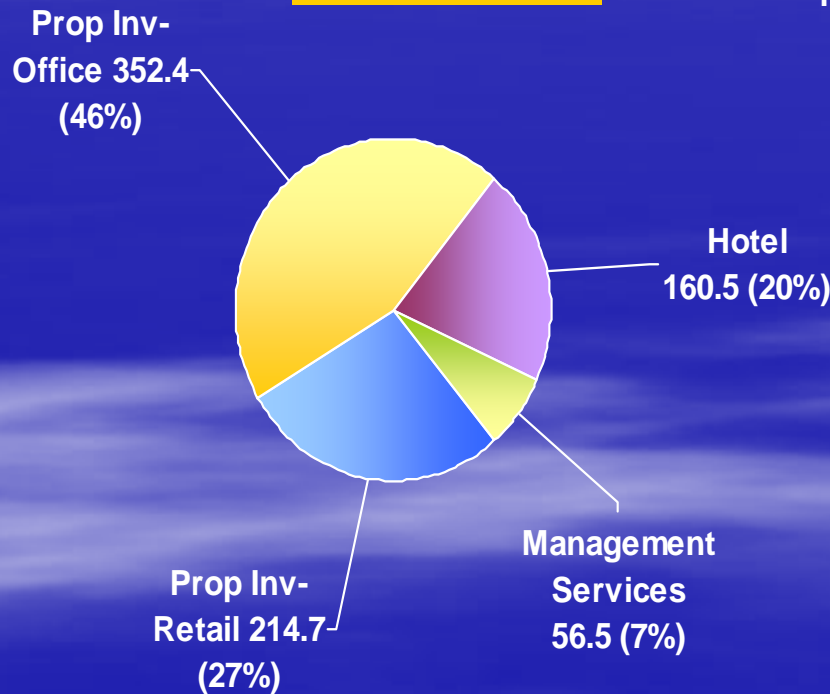
- The Group generated a total revenue of RM843 million during the year.
- This represents an 8% revenue growth compared to last year's RM781 million on the back of the country's economy and growing competition.
- Operating Profits improved by 12% to RM626 million additionally contributed by cost containment efforts.
- After adopting Financial Reporting Standard 140 ("FRS 140"), Profit Before Tax was 57% lower relative to the previous year mainly attributed by lower Fair Value adjustment of RM427 million as compared to RM1,675 million.



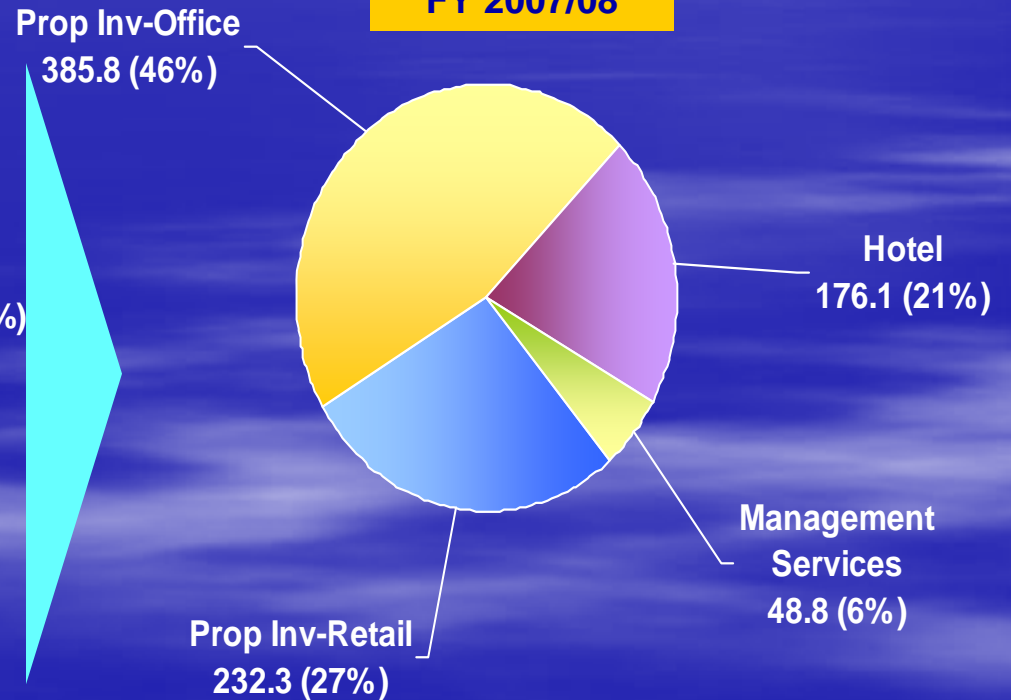
# Segmental Revenue

(RM millions)

**FY 2006/07**

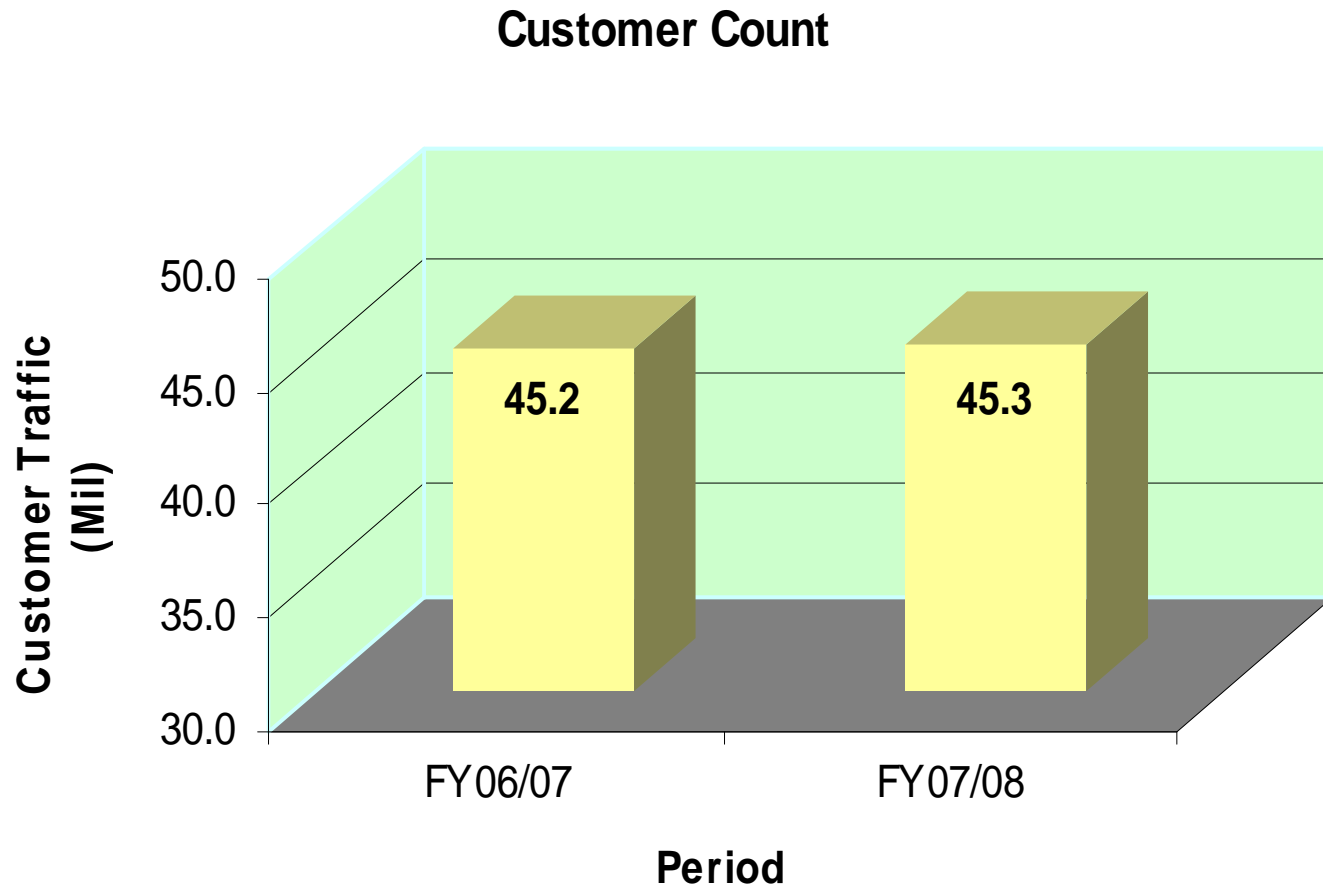


**FY 2007/08**





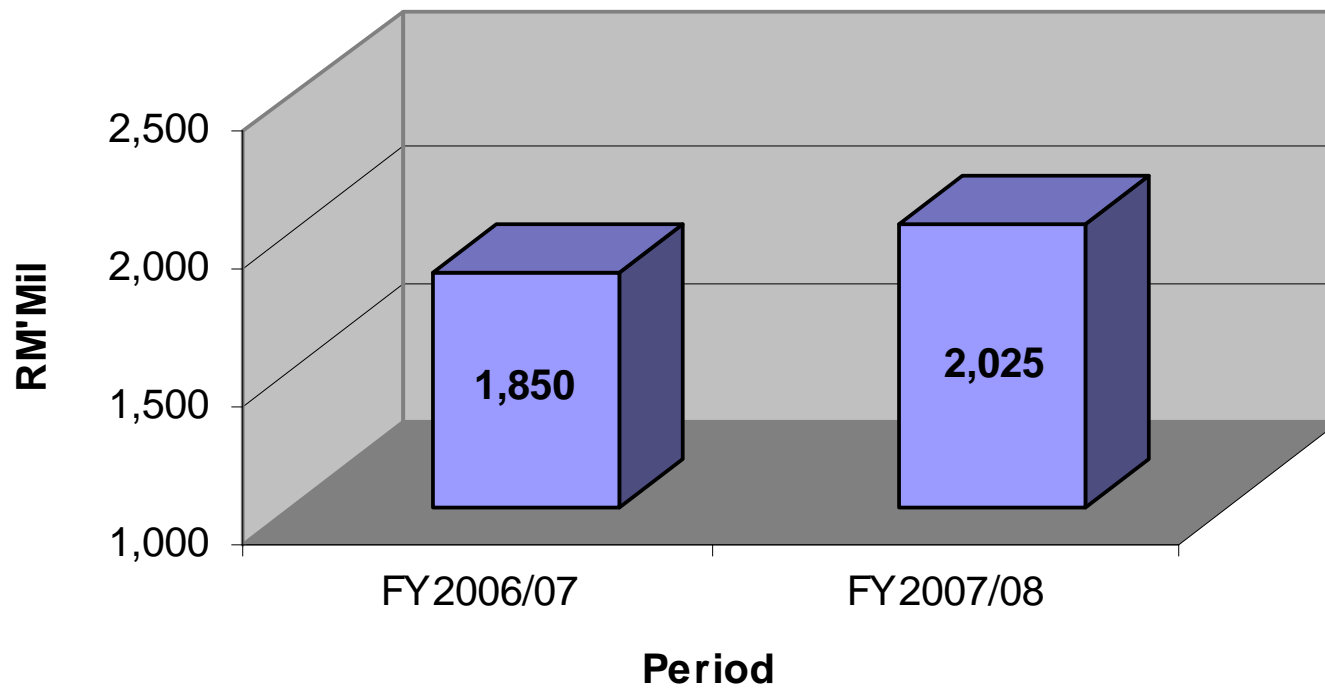
## Suria KLCC Retail Performance





# Suria KLCC Retail Performance

## Centre Turnover





# Occupancy and Average Rates of Commercial Office Space

BUILDING	GFA	NLA (OFFICE)	NLA (RETAIL)	YEAR COMPLETED	RENTAL (Average)	OCCUPANCY RATE	TENANTS
PETRONAS TWIN TOWERS	3.2 million sf	2.5 million sf	Nil	1996	RM8.70 psf *	100%	Multiple tenants
DAYABUMI COMPLEX	1.2 million sf	600,000 sf	100,000 sf	1984	RM4.00 psf	97%	Multiple tenants
EXXON MOBIL TOWER	560,000 sf	380,000 sf	Nil	1996	RM5.25 psf	100%	Single tenant
MAXIS TOWER	700,000 sf	528,000 sf	Nil	1998	RM6.80 psf *	100%	Multiple tenants

\* Exclusive of service charge