



## KLCC Property Holdings Berhad FACT SHEET

The Half Year Ending 30 September 2008  
In Review



---

Half Year FY2008/09 In Review:  
**KLCCP's Financial Results**



# Overview of Half Year FY2008/09 Results of KLCCP

	GROUP (RM millions)		
	30 Sept 2008	30 Sept 2007	
Revenue	431	422	↑ 2%
Operating Profit	315	310	↑ 1%
Profit Before Taxation	247	236	↑ 5%
Profit After Taxation	186	206	↓ 10%
Total Assets	10,106	9,611	↑ 5%
Total Liabilities	3,194	3,232	↓ 1%
Total Equity	6,912	6,379	↑ 8%

- The Group generated a total revenue of RM431 million during the half year. This represents a 2% revenue growth compared to the half year results last year of RM422 million and was mainly contributed by increased rental of office building in particular Dayabumi (higher occupancy and rental revision), increased rental of the retail mall (higher rental) and increase in revenue from the facilities management operations despite a reduction in revenue from hotel operations.
- Operating Profits improved by 1% to RM315 million was contributed mainly by the increase in revenue.
- In line with improvement in Operating Profits, Profit Before Tax has also shown a positive growth as a result of improved revenue and lower finance cost borne during the period.

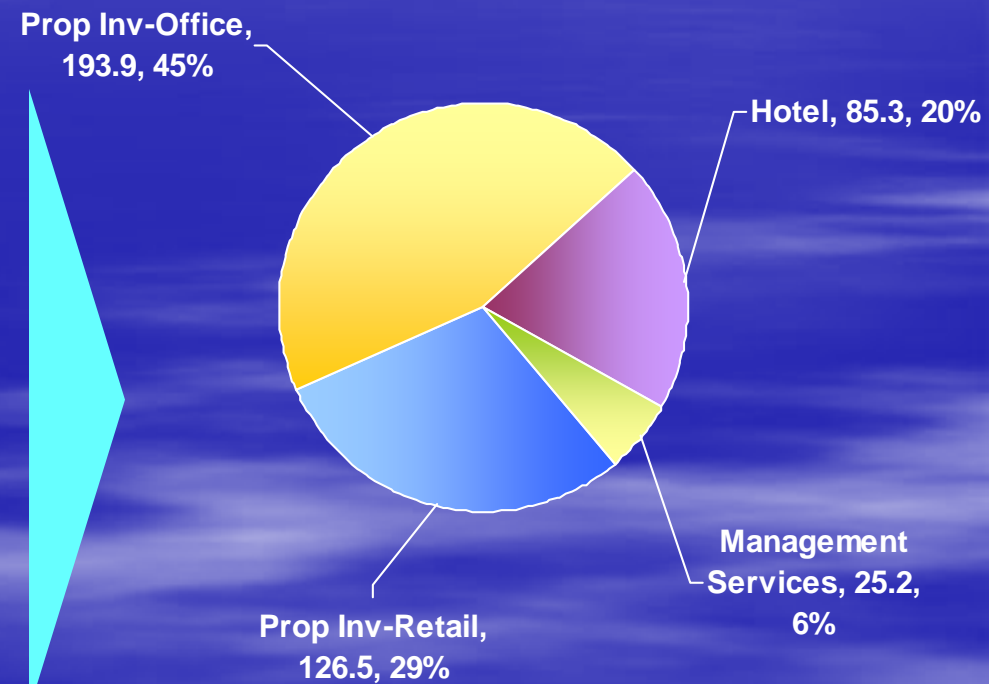
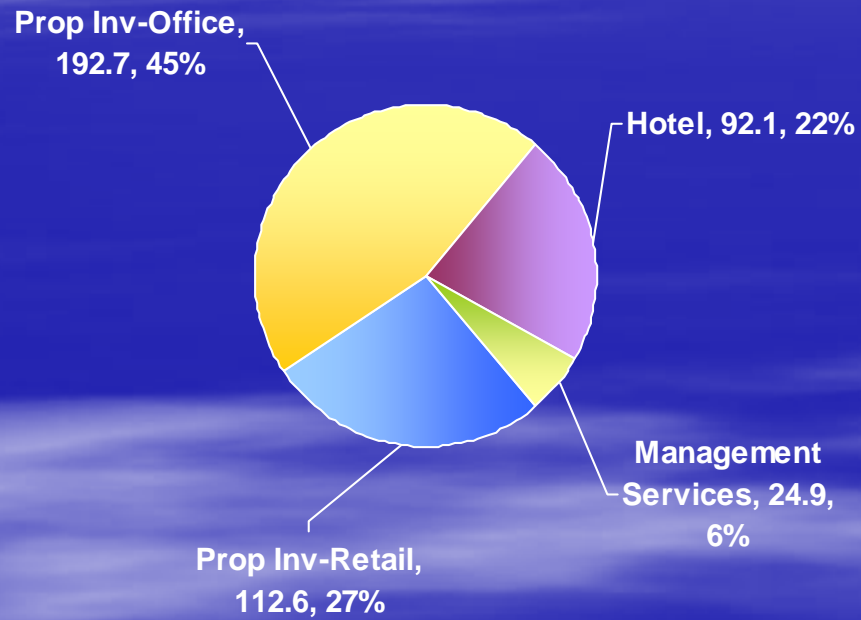


# Segmental Revenue

Half Year  
FY 2007/08

Half Year  
FY 2008/09

(RM millions)





## Occupancy and Average Rates of Commercial Office Space

BUILDING	GFA	NLA (OFFICE)	NLA (RETAIL)	YEAR COMPLETED	RENTAL (Average - psf)	OCCUPANCY RATE	TENANTS
PETRONAS TWIN TOWERS	3.2 million sf	2.5 million sf	Nil	1996	RM8.70*	100%	Single
DAYABUMI COMPLEX	1.2 million sf	600,000 sf	100,000 sf	1984	RM4.00 – RM4.75	96%	Multiple
EXXON MOBIL TOWER	560,000 sf	380,000 sf	Nil	1996	RM5.25 **	100%	Single
MAXIS TOWER	700,000 sf	528,000 sf	Nil	1998	RM6.80*	100%	Single

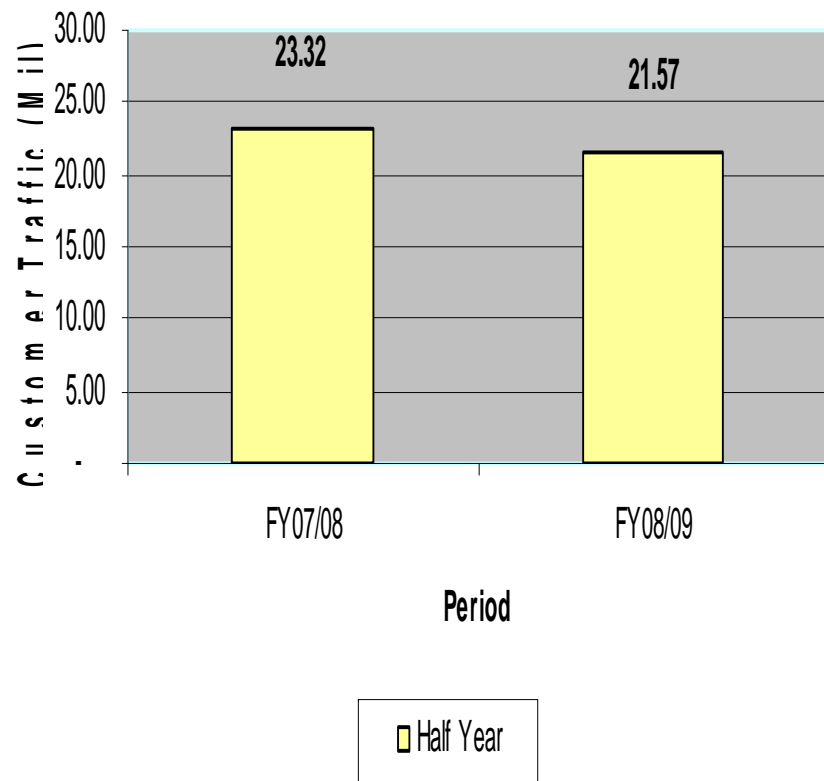
\* Exclusive of service charge

\*\* Rental review in February 2009



# Suria KLCC Retail Performance

### Customer Count



### Centre Turnover

